



Montana Job Service Dashboard

May 2023



Dashboards available at

<https://swib.mt.gov/board-member-resources/data-dashboards/>



Job Service Clients Served

Unique individual and business clients served through the 17 Job Service locations throughout Montana.



Job Postings

Job posting data for Montanans through a multitude of occupation title, location, and qualifications.



Montana's Registered Apprenticeship Program

Apprentices and sponsors throughout Montana, including by county and state overall statistics.



Occupational Licensing

Occupational licenses by county and statewide demographics.



Labor Force Participation

Unemployment data by state, county, reservation, and recessionary information.



Unemployment Claims

Unemployment claims, searchable by various demographics and dates.



Incumbent Worker Training Program

The Incumbent Worker Training (IWT) program is a grant funding resource, helping to off-set a portion of skills-based training costs for incumbent (existing) workers employed by Montana's small business.



Job Service Coverage Areas

An interactive, comprehensive, and searchable series of maps of Montana to determine coverage areas of WIOA Programs, focused on Job Service.




Additional Data Dashboards

Various data dashboards providing additional research and information on Montana populations, wages, migration, projections, and postsecondary outcomes.



Job Seeker Clients



Job Seeker Clients Served

Unique job seekers served per month. Traffic through offices that does not lead to services, such as use of a resource computer alone, is not included.

Select an Office (or All-Office Total)

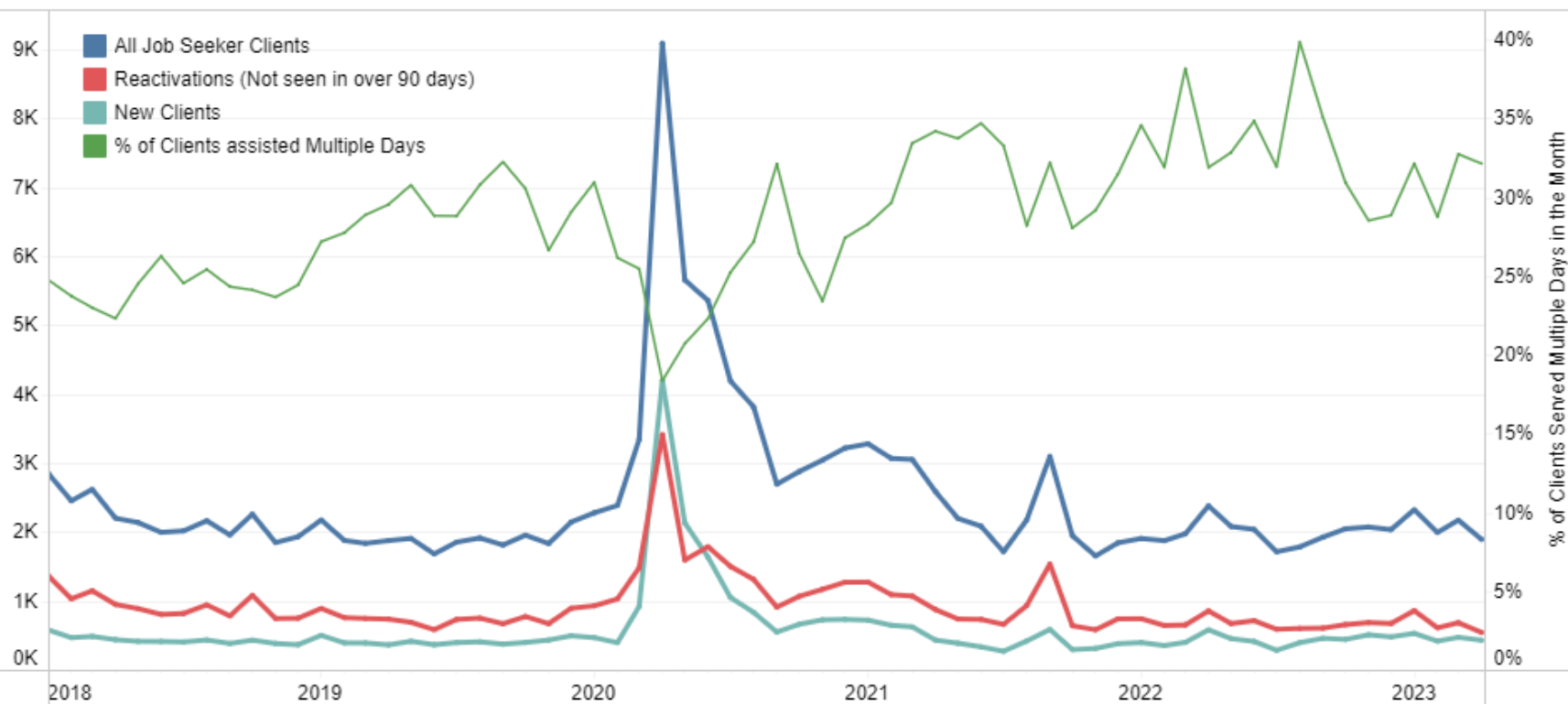
Total

of Unique Individuals Served, Total

		All Job Seeker Clients	All Job Seekers: Change in the Annual Average	% of Clients assisted Multiple Days
2023	April	1,890	-64	32.1%
	March	2,170	-40	32.7%
	February	1,991	-147	28.7%
	January	2,322	-256	32.1%
2022	December	2,032	-405	28.8%
	November	2,070	-536	28.5%
	October	2,044	-687	30.9%
	September	1,923	-773	35.0%

Change in the 12-month average reflects the difference between the monthly average of the most recent 12 months and that of the immediately preceding 12-month period.

of Unique Individuals Served, Total by Client History





Business Clients

<	Job Seeker Clients	Business Clients	RESEA Program Activity	Training Program Enrollments	Rapid Response	>
---	--------------------	------------------	------------------------	------------------------------	----------------	---



Businesses Served

Unique businesses served each month, by Job Service and the Business Engagement Team.

Select an Office (or All-Office Total)

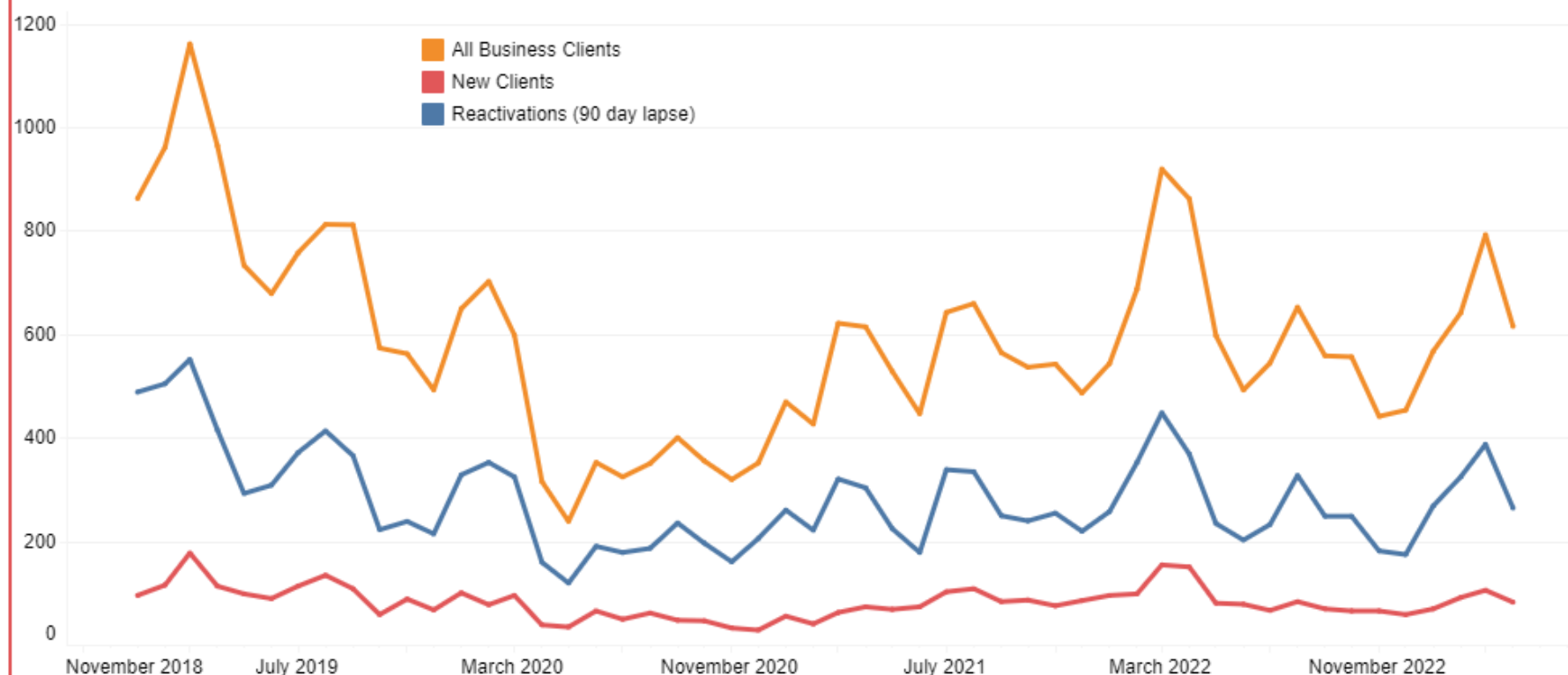
Total

Unique Businesses Served, Total

		All Business Clients	12-Month Average	Change in the 12-Month Average
2023	April	615	576	-42
	March	792	596	-1
	February	641	607	34
	January	567	611	60
2022	December	453	609	64
	November	441	611	78
	October	556	620	105
	September	558	618	119
	August	652	619	133
	July	544	619	159

Change in the 12-Month average reflects the difference between the monthly average of the most recent 12 months and that of the immediately preceding 12-month period.

Unique Businesses Served by Client History, Total





RESEA Program



Job Seeker Clients

Business Clients

RESEA Program
Activity

Training Program
Enrollments

Rapid Response



RESEA Program

The Reemployment Services and Eligibility Assessment (RESEA) Program for UI Claimants is a mandatory program for a subset of UI claimants. RESEA aims to reduce unemployment duration by improving employment outcomes for UI claimants.

Select an Office (or All-Office Total)

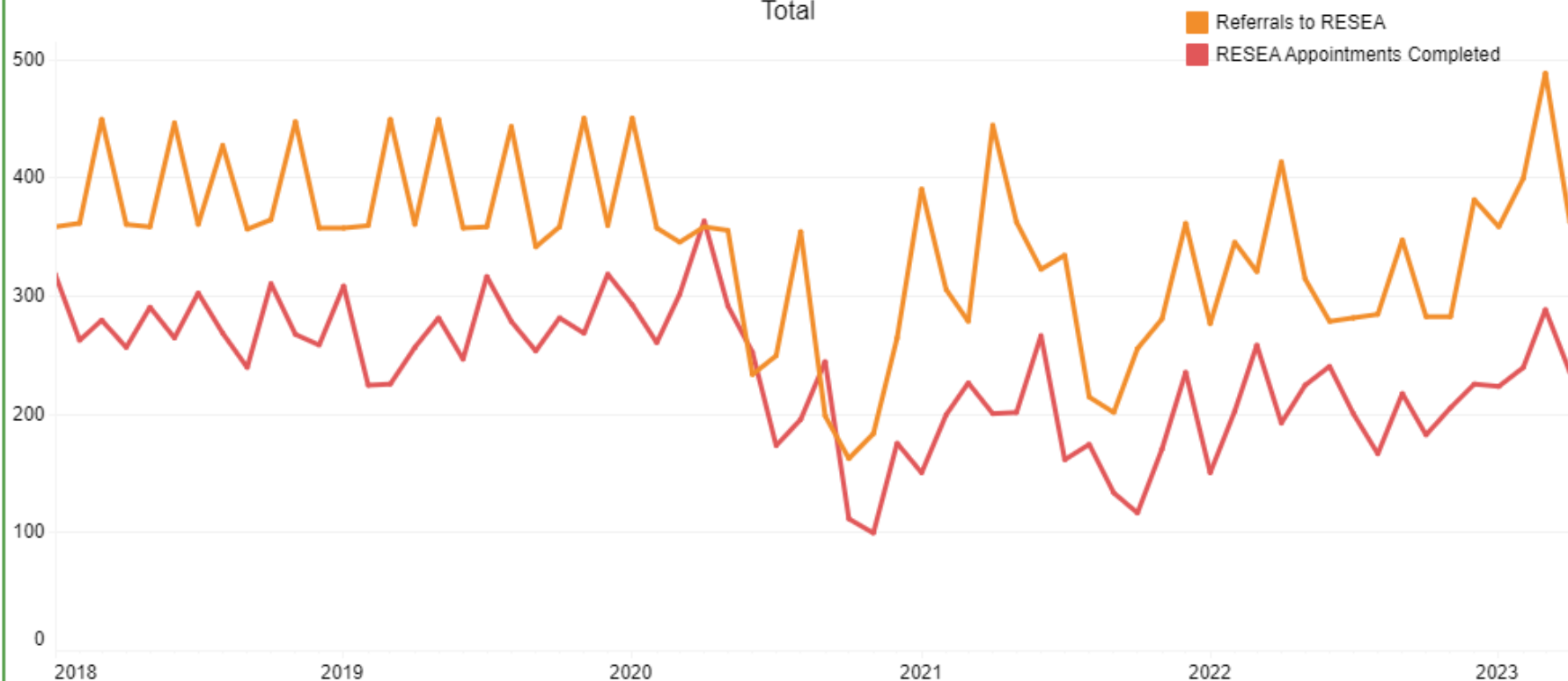
Total

RESEA Appointments, Total

		RESEA Appointments Completed	12-Month Average	Change in the 12-Month Average
2023	April	235	220.3	32
	March	288	216.8	28
	February	239	214.3	28
	January	223	211.2	25
2022	December	225	205.1	19
	November	205	205.9	25
	October	182	203.0	28
	September	217	197.5	23
	August	166	190.5	7


Change in the 12-Month average reflects the difference between the monthly average of the most recent 12 months and that of the immediately preceding 12-month period.

RESEA: Appointments Scheduled and Completed Total





Training Program Enrollments



Job Training Program Enrollments

Individuals enrolled in programs providing job training or supportive assistance towards reemployment. A person can be coenrolled in multiple programs and counted in both categories, but only once in the total.

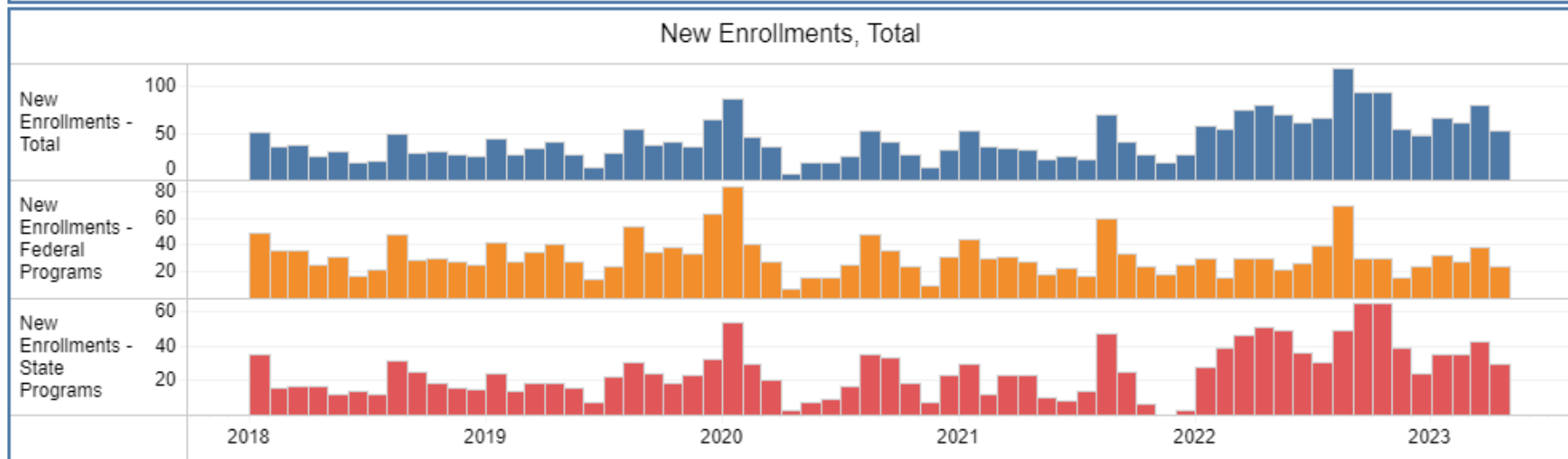
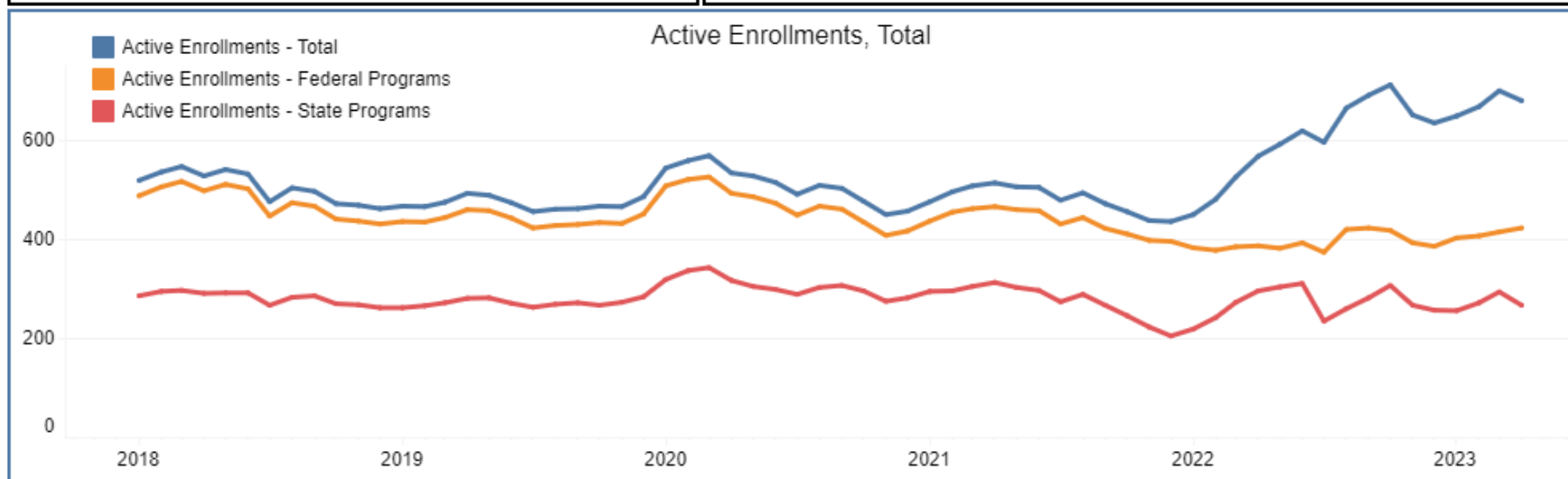
Select an Office (or All-Office Total)

Total

Federal Programs include WIOA Adult and Dislocated Worker, National Emergency Grants, Veterans Chapter 31, and other federal programs.


State Programs include state established programs such as State Displaced Homemaker, HELP Link, ARPA Rapid Retraining, and Others

Note: WIOA Youth, Title II and Title IV are not included, as these programs are not operated by Job Service Montana





Rapid Response



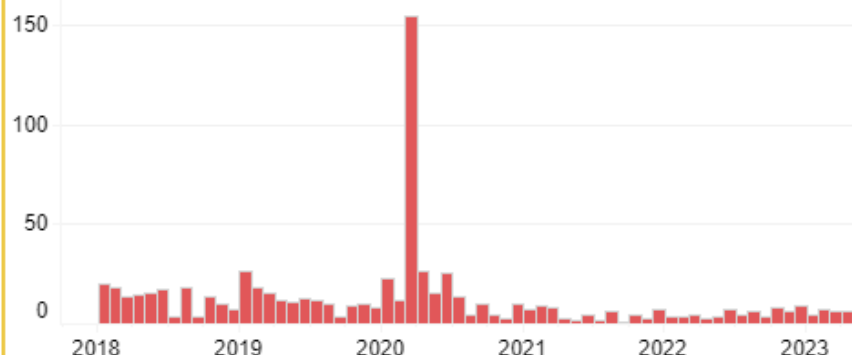
Rapid Response

Rapid Response Services are provided to businesses and their employees either for the purposes of layoff aversion or to provide transitional services during layoffs. These figures represent layoffs that have been identified by Job Service and where outreach for Rapid Response has occurred.

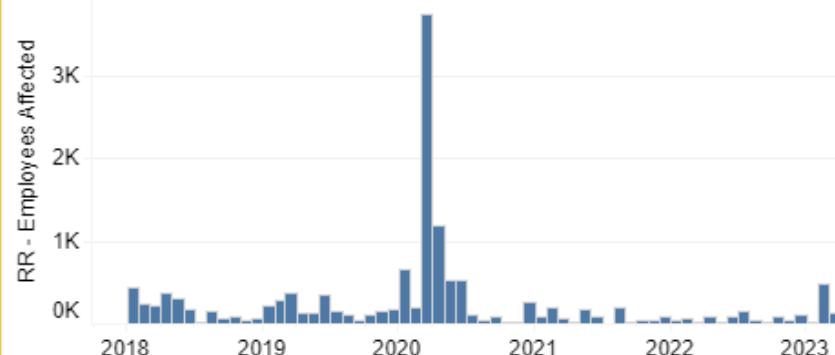
Select an Office (or All-Office Total)

Total

of Businesses with Rapid Response
Total

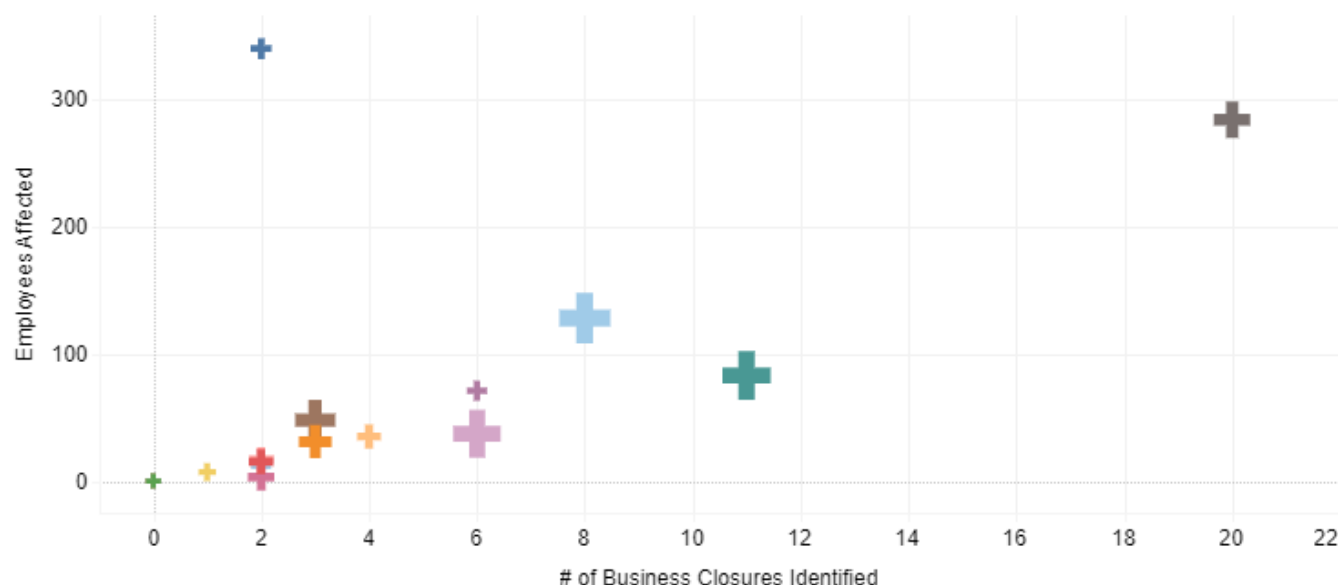


of Employees Affected at Rapid Response Businesses
Total



Rapid Response Businesses vs. Employees Affected in the Past 12 Months
Total

Mark Size Reflects Size of the Office Client Base



- Job Service Billings
- Job Service Bozeman
- Job Service Butte
- Job Service Cut Bank
- Job Service Glendive
- Job Service Great Falls
- Job Service Havre
- Job Service Helena
- Job Service Kalispell
- Job Service Lewistown
- Job Service Libby
- Job Service Miles City
- Job Service Missoula
- Job Service Polson
- Job Service Sidney
- Job Service Thompson Falls
- Job Service Wolf Point



Dashboard available at

<https://swib.mt.gov/board-member-resources/data-dashboards/swib-dashboard>



Emily Trautman
Senior Economist
MT Dept. of Labor & Industry
Emily.Trautman@mt.gov

